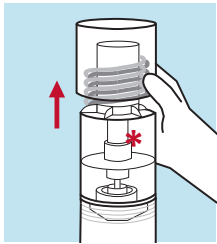
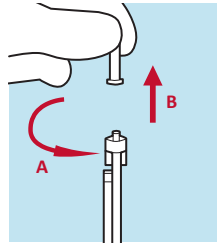


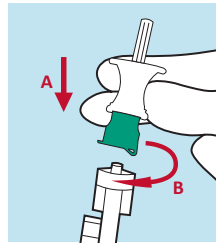
PART 1 – PREPARATION BEFORE PATIENT INVOLVEMENT (approx. 1 minute)



1. Remove outer lid



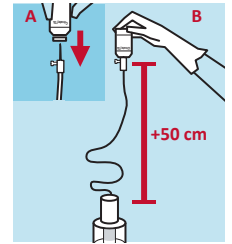
2. Remove cap from tube



3. Open snap cap, screw spike on tube, remove spike cap

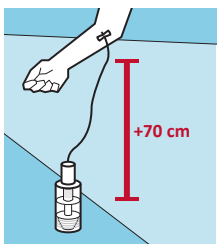


4. Remove citrate cap

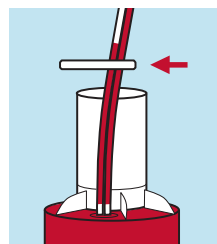


5. Flip citrate, pierce with spike and empty vial

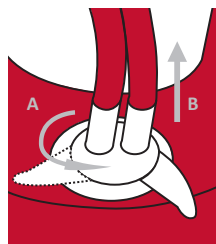
PART 2 – DRAW BLOOD FROM THE PATIENT (approx. 5 minutes)



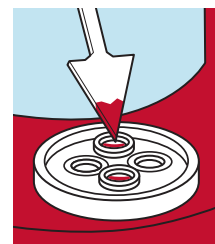
1. Secure vascular access and draw 120 ml blood



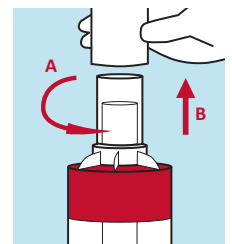
2. When prep unit is filled, clamp tube



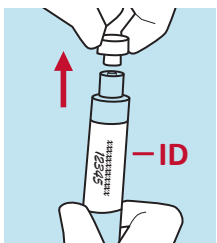
3. Turn to close valve properly and remove tube




4. Clean valve with spear swab



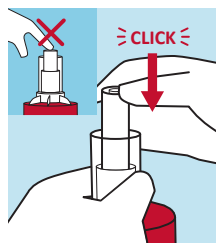
5. Remove lid



6. Take pH 4 syringe, add patient ID and remove lid



7. Insert syringe in prep unit



8. Click into place without pressing syringe plunger

To avoid leakage and machine errors be careful:

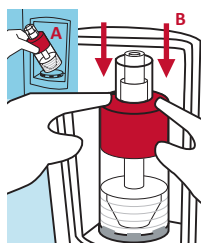
- 1) **NOT** to use too high pressure on blood flow, when filling prep unit
- 2) **NOT** to overfill prep unit
- 3) To close and clean valve carefully

If you get an error code, consult the trouble shooting in the manual

PART 3 – PROCESS THE PATIENT'S BLOOD (approx. 25 minutes)



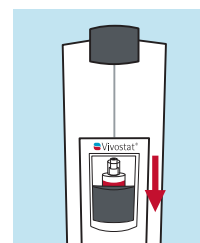
1. Turn unit "ON" and press button to open shield



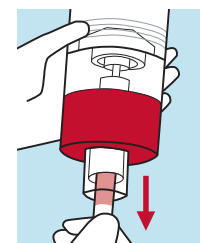
2. Insert prep unit with the bottom first. Place securely in the clamps



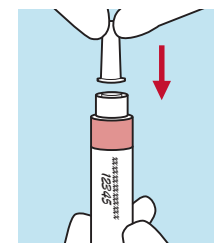
3. Close shield, press button and processing starts



4. When complete, take out prep unit



5. Flip prep unit and remove syringe



5. Put cap on sealant/matrix solution

***COLOR CODING PREPARATION UNITS**

- Dark blue: Vivostat® Fibrin (sealant)
- Teal: Vivostat® PRF (matrix)
- Light blue: ArthroZheal® (matrix)
- White: Obsidian® ASG (matrix)
- Obsidian® RFT (matrix)

The sealant/matrix is ready-to-use and can be applied with a Vivostat® Applicator Unit.

Follow separate Application Kit QRC.

THIS QRC NEED TO BE READ IN CONJUNCTION WITH THE PRODUCT IFU AND MACHINE MANUAL.

For IFUs and manuals, QRC language versions and much more, please visit our website: www.vivostat.com/preparation-now



Vivostat A/S
Borupvang 2
3450 Allerød
Denmark

+45 8880 8400
info@vivostat.com
www.vivostat.com